

# BARBARA B. MANN PAH – Tech Information

## Table of Contents

### Stage

- Loading Zone
- Rigging
- Orchestra Pit
- Soft Goods
- Risers
- Genie Lift
- Dressing Rooms
- Wardrobe
- Orchestra
- Dance Floor

### Backstage Layout

- Backstage Rooms

### Line Set Schedule

### Sound Specifications and Inventory

- Line Array
- Proscenium Towers
- Front Fills
- Balcony Delays
- Monitors
- Amplifiers
- Consoles
- Processing
- Snakes/DIBoxes
- Communications

### Lighting

- Spots
- Dimmers
- Lighting Consoles
- Inventory

## **Current as of February 2018**

### **STAGE:**

Proscenium opening 29' high x 56' – 10" wide  
Stage depth, plaster line to back wall 47'  
Apron edge to plaster line 5' – 6"  
Stage width 106'  
Center line to SL wall 55'  
Center line to SR wall 51'

### **LOADING ZONE:**

Loading door (stage left) 10' high x 10' wide  
Single Space, ramp down to ground/stage level  
25' push from ramp to stage

### **RIGGING:**

Single purchase counterweight fly system.  
Fly rail off stage right. May be operated at either deck level or 2<sup>nd</sup> floor mid rail.  
Height to grid 79'-8"  
Maximum high trim (Pipe Travel) 72.5'  
Number of line sets 59  
Arbor capacity 1,200 lbs.  
Length of battens 65'  
Permanent line set assignments: Electric raceway on Line set #3,#17,#31,#44,#57.  
Orchestra clouds on line set #9, #23, #36, #49.

### **ORCHESTRA PIT:**

Front of pit to apron at center line 8'  
Distance pit extends under apron at center 7'-6"  
Orchestra pit side to side at apron 46'  
Depth of pit from stage 8'

### **SOFT GOODS:**

1 - Main Curtain, velour, center split, guillotine  
5 - Borders, black velour, 8' high x 65' wide  
8 - Legs (pairs) black velour, 30' high x 13' wide  
1 - Cycs, white, 30' high x 65' wide  
1 - Scrims, black, 30' high x 60' wide  
1 - Blackout, black velour, 30' high x 65' wide  
1 - Center Split Blackout, black velour 30' x 65' wide

**RISERS:**

7 - 4'x8' platforms (adjustable 24" - 40")

18 - 4'x8' Platforms (adjustable 4" - 24")

4 - 4'x4' platforms (adjustable 4" - 24")

5 - 3 Tier Choral Risers

**GENIE Lift:**

36' working height

**DRESSING ROOMS:**

Eight (8) 1 – 3 person "Star" rooms.

Two (2) 30 – 40 person "Chorus" rooms.

All dressing rooms have showers, sinks, bathrooms, and makeup mirrors with lights and hanging space for wardrobe.

**WARDROBE:**

Three (3) Washers & Dryers

Two (2) Jiffy Steamers

Irons and ironing Boards.

**ORCHESTRA:**

Orchestra Shell "Full Shell" consists of

(10) movable towers

(4) ceiling units

The ceiling pieces (clouds) are permanently hung on battens.

1 Steinway D.9' Concert Grand Piano

1 Kimball Upright Piano

86 Straight soft back Chairs (black, no armrests)

6 Bass stools without backs (black)

98 Music Stands

98 Music Stand Lights

**DANCE FLOOR:**

Marley Flooring – 36'x36'

*Actual working inventory may vary.*

## **Backstage Rooms**

### **Dressing Rooms:**

#### **Room Number:**

114, 115, 121, 122 – 1 or 2 people  
123 – Female Chorus – 30-40 people  
130 – Male Chorus – 30-40 people  
163, 164, 166, 167 – 1-3 people

### **Multipurpose Rooms:**

116 – Green Room/Production Office  
153, 154 – Wardrobe, Laundry, Carpeted Rehearsal Space

### **Offices:**

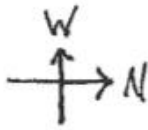
138 – Technical Director  
156 – Group Sales Manager  
158 – Director of Operations

### **Public Restrooms:**

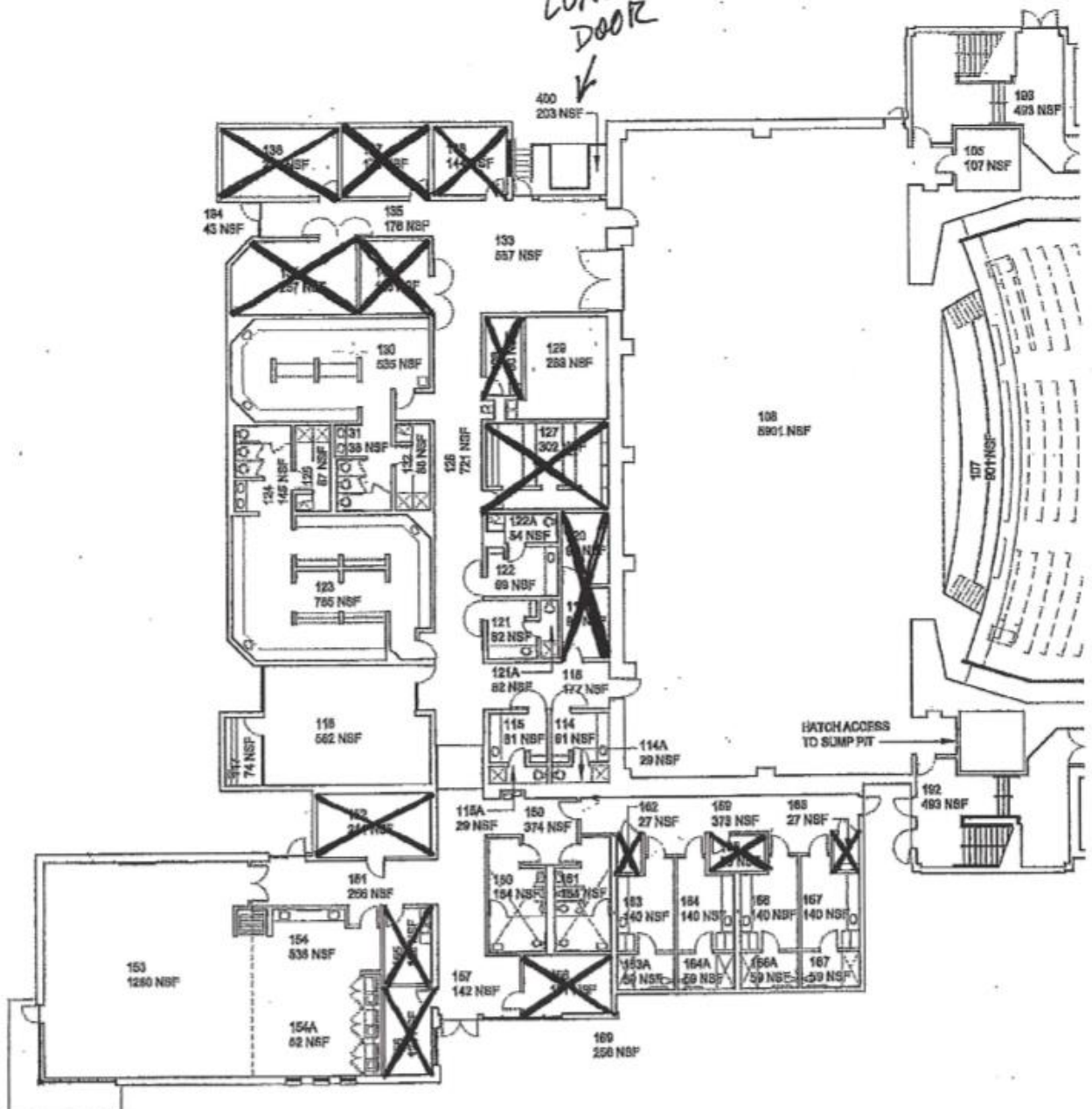
160, 161

### **Mechanical and House Storage Rooms:**

119, 120, 127, 128, 129, 134, 137, 142, 152, 156, 162, 165, 168



LOADING  
DOOR  
↓



## LINE SET SCHEDULE

\*\* DENOTES PERMANENT LINESET ASSIGNMENTS.

LINE#	DISTANCE U.S. PLASTER LINE	NORMAL HOUSE HANG	NOTES:
**F.C.	0'-4"	FIRE CURTAIN	
**H.C.	1'- 2"	HOUSE CURTAIN	
1	1' - 8"	1 <sup>ST</sup> BORDER	
2	2' - 4"	1 <sup>ST</sup> LEGS	CAN KICK 1" DS ONLY
**3	3' - 0"	1 <sup>ST</sup> ELECTRIC	
3A	3' - 8"		
4	4' - 4"		
5	5' - 0"		
6	5' - 8"		
7	6' - 4"		
8	7' - 0"	2 <sup>ND</sup> LEGS	
**9	7' - 8"	1 <sup>ST</sup> CLOUD	
10	8' - 4"		
11	9' - 0"		
12	9' - 8"		
13	10' - 4"		
14	11' - 0"	2 <sup>ND</sup> BORDER	
15	11' - 8"	3 <sup>RD</sup> LEGS	
16	12' - 4"		
**17	13' - 0"	2 <sup>ND</sup> ELECTRIC	
18	14' - 4"		CAN KICK 2" DS ONLY
19	15' - 0"		
20	15' - 8"		
21	16' - 4"		
22	17' - 0"	4 <sup>TH</sup> LEGS	
**23	17' - 8"	2 <sup>ND</sup> CLOUD	
24	18' - 4"		
25	19' - 0"		
26	19' - 8"		
27	20' - 4"		
28	21' - 0"	3 <sup>RD</sup> BORDER	
29	21' - 8"	5 <sup>TH</sup> LEGS	
30	22' - 4"		
**31	23' - 0"	3 <sup>RD</sup> ELECTRIC	
32	24' - 4"		
33	25' - 0"		
34	26' - 4"		CAN KICK 5" DS ONLY
35	27' - 0"	6 <sup>TH</sup> LEGS	
**36	27' - 8"	3 <sup>RD</sup> CLOUD	
37	28' - 4"		
38	29' - 0"		

39	29' - 8"		
40	30' - 4"	4 <sup>TH</sup> BORDER	
41	31' - 0"	7 <sup>TH</sup> LEGS	
42	31' - 8"	BLACK SCRIM	
43	32' - 4"		
**44	33' - 0"	4 <sup>TH</sup> ELECTRIC	
45	34' - 4"		
46	35' - 0"		
47	35' - 8"	WHITE CYC	
48	36' - 4"	SPLIT BLACK	
**49	37' - 0"	4 <sup>TH</sup> CLOUD	CAN KICK 6" US ONLY
50	38' - 4"	5 <sup>TH</sup> BORDER	
51	39' - 0"	8 <sup>TH</sup> LEGS	
52	39' - 8"		
53	40' - 4"		
54	41' - 0"		
55	41' - 8"		
56	42' - 4"	MOVIE SCREEN	
**57	43' - 0"		
58	45' - 0"	FULL BLACK	

## **SOUND SPECIFICATIONS AND INVENTORY**

### **LINE ARRAY:**

Meyer M2D:  
Center-8  
Left-9  
Right-9

### **PROSCENIUM TOWERS:**

Left: EAW KF-300-2  
Left: EAW KF-600-1  
Left: MEYER 1100 LFC-1  
Right: EAW KF-300-2  
Right: EAW KF-600-1  
Right: MEYER 1100 LFC-1  
Loge Fill EAW KF-300-2

### **FRONT FILLS:**

EAW F80-4

### **BALCONY DELAYS:**

EAW F80-2  
EAW JF200-6

### **MONITORS:**

EAW JF 100-2  
EAW SM 202 H-4  
EAW SM 122 H-2  
Renkus-Heinz SMS 1281-4

### **AMPLIFIERS:**

Crest FA 1201 – 5  
Crest FA 2401 – 1  
Crest CA 12-1  
Crest 7001-2  
Crest CA 9 (monitors) – 5



## **CONSOLES:**

DIGICO SD10  
Fender LX – 1504 Powered Mixer

## **PROCESSING:**

Galileo Callisto 616-1  
Galileo 616-1  
XTA-DP-224-3  
XTA-DP-226-1  
XTA-DP-200-1  
Denon DN T620 CD/Cassette-1  
Denon DNC-635 CD Player -1  
Teack CDR – 2  
Gemini CDX-22501 Dual CD Player-1

## **SNAKES/DI BOXES:**

Klark TEknick DN 1248 Mic Splitter-4  
48 Channel FOH Snake/8 Returns  
Coax FOAH Run – 2  
Fiber Optic FOH Run -2  
Cat 5 FOH Run -2  
Cat 6e SL-FOH-2  
DMX SL-FOH-2  
DMX SL-COVES-1  
Rapco DB 100 Direct Box-2  
Countryman Direct Box-4  
Pro-Co CB 1 Direct Box – 2  
150ft 16 Channel Male XLR to Female XLR-1  
200ft 16 Channel Sun Snake

## **COMMUNICATIONS:**

Clear Com MS 440 Base Station  
Head Sets & Belt Packs -8  
Infrared Hearing Impaired System - Sennheiser SZ1

## **LIGHTING**

### **SPOTS:**

Lycian 1293 3K - 4

### **DIMMERS:**

ETC-Sensor  
270@2.4k

### **LIGHTING CONSOLES:**

ETC ION-1  
ETC Expression 3-1  
ETC Expression 2-1

### **INVENTORY:**

ETC Source 4 Lekos:

36° – 24

26° – 23

19° – 26

10° – 44

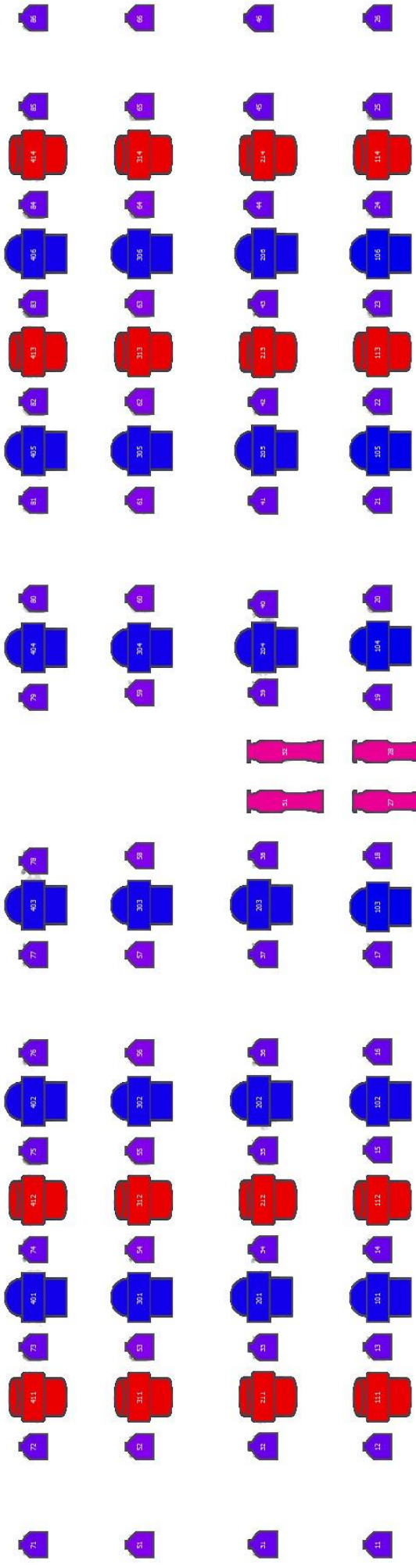
ETC Source 4 Par Cans – 150

Elation Satura Spot CMY Pro – 16

Elation Platinum Wash ZFX Pro – 24

Altman Cyc Lights-6

*Actual working inventory may vary.*



Elation Satura Spot CMY Pro



Elation Platinum Wash ZFX Pro



ETC Source Four Par



ETC Source Four